


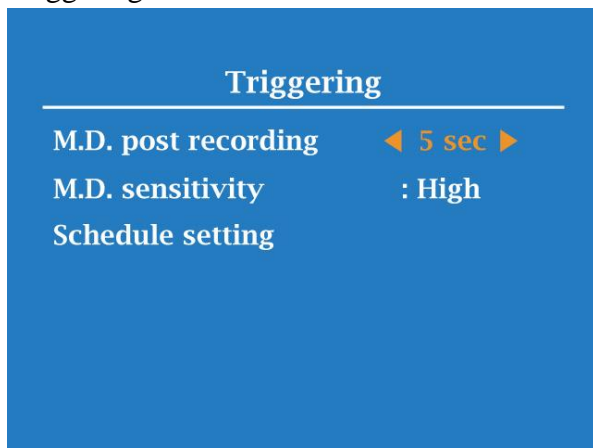
This device shares many of the functions and options of the Xtreme Life HD product line, but does not use a battery nor PIR sensor. Instead, the DVR is powered from the device's AC power input and motion is detected by the camera. The device must have its power cord plugged into a wall outlet for the DVR to receive power and function. Below are the differences from the included manual:

1) Recording Menu:



Frame Rate – Since the camera is used to detect motion instead of a PIR sensor, the frame rate is limited to a maximum of 15fps.

2) Triggering Menu:

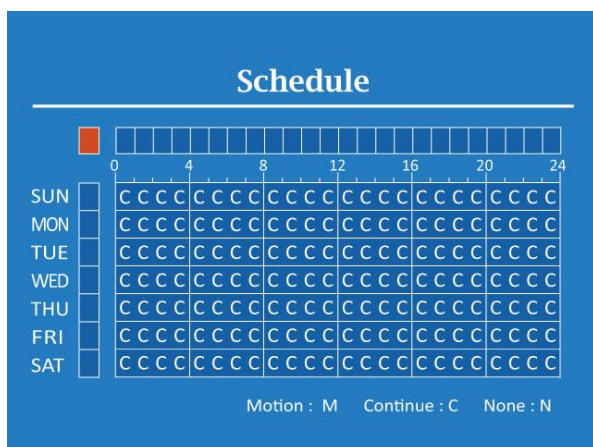


M.D. = Motion Detection

M.D. post recording – When motion is no longer detected, recording will stop after an additional 5, 10, 15 or 20 seconds.

M.D. sensitivity - Adjustable value is High, Medium, or Low

3) Schedule Menu:





Motion – The Live View will remain on all the time, but recording will not happen unless the camera detects motion.


Continue – The unit will begin recording immediately in this setting, as the DVR board never goes into sleep mode in this model.

Pictures


Clock Radio



Oscillating Fan




DVD Player



Bluetooth Speaker



Outdoor Power Strip



Air Purifier

